

# **BEAUDESERT PISTOL CLUB INC.**

## **A GUIDE FOR THE NEW SHOOTER**



**APRIL 2023 revision 2**

### **WELCOME TO THE SPORT OF PISTOL SHOOTING**

Your attendance is the first step in what we hope you find is a challenging and interesting sport. pistol shooting is a sport that is open to all participants from the age of eleven (11) Unlike some other sports we have a very heavy emphasis on safety. There will be certain restrictions on your movements on the range until you reach a certain level of confidence and proficiency in handling a pistol. These restrictions are not meant to be intimidating and are there for the safety of all participants.

New shooters will be supervised on a one-on-one basis, by an experienced club member until the new member is deemed to have obtained a minimum level of proficiency in handling a pistol and have met other requirements as set out

by club rules and state legislation.

You will be required to fill out a form 33 upon your arrival and have proof of identification which will be checked by the range officer. this is a legal requirement (weapons act 1990). Junior shooters must be accompanied by a parent or legal guardian who can vouch for their identification.

Before joining the club, you will also be required to complete forms as follows:

**qp515**- this is a Queensland Police issued document for permission to join a pistol club. (this application is available online and needs to be submitted in person at a police station.) you will receive in return a **form 36** which is an approval to join the club. The **form 36** is to be presented to the committee, along with a completed application to join the club. The club's weapons licencing liasion officer will handle your application and provide you with information and assistance to help you obtain your licence. Your application to join the club will also need to be considered by the state organization (Pistol Shooting Queensland) as well as the club's committee of management.

During the first six (6) months of your membership, you will be required to complete a firearms safety course (category H) and meet the participation requirement (three attendances at the range) before you can apply for your concealable firearms license. prior to obtaining your licence, you may be required to undertake initial training on the club's air pistols, where you will be able to practice the safe handling of a handgun and become familiar with match rules. When you have been deemed to be confident and competent in the handling of an air pistol, you may hire a club 0.22 calibre pistol to allow you to shoot the appropriate matches. Pistol hire costs and ammunition expenses can be discussed as required.



## **about the club.**

Beaudesert Pistol Club was formed in 1963 and has been in continuous operation since then. the club is located at 281 Brookland Road, Allenvue Qld 4285

The club is affiliated with PSQ (Pistol Shooting Queensland) the peak Queensland body for pistol shooting, which in turn affiliates with pistol Australia.

This provides the pathway to world championships, Commonwealth and Olympic games as well as state and national championships.

The matches that are shot at this club, are those of the international shooting sport federation (ISSF) and are conducted under there rules which are recognised world-wide.

THEY ARE AS FOLLOWS:

50M PISTOL (MIXED)  
25M PISTOL (MEN)  
25M PISTOL (WOMEN)  
25M (JUNIOR)  
25M CENTRE FIRE (MIXED)  
25M RAPID FIRE PISTOL (MIXED)  
25M STANDARD FIRE PISTOL (MIXED)  
10M AIR PISTOL (MEN)  
10M AIR PISTOL (WOMEN)  
10M AIR PISTOL (JUNIOR MEN)  
10M AIR PISTOL (JUNIOR WOMEN)

A DESCRIPTION OF EACH MATCH FOLLOWS.



## **50m Pistol**

Formerly known as *Free Pistol*, the 50m Pistol event is shot at all levels of competition up to and including the Olympics and Paralympics using .22 calibre single-shot pistols.

<b>Distance:</b>	50 metres
<b>Calibre:</b>	.22 long rifle rim fire

There is no minimum trigger pull weight specified for this event.

<b>Number of shots/time:</b>	60 competition shots in six series of 10 shots each with 15 mins for each series (90 min on electronic targets)
------------------------------	---

**Target:** 10 ring of 50 mm diameter, each ring increases by 50 mm

In this event the pistol may only be loaded with one round of ammunition at a time and must be operated with only one hand, which cannot be supported in any way (note that there are now provisions in place for a bench mounted wrist support to be used. This is usually for the benefit of older shooters who may not be as stable as they once were). There are practically no rules for the pistol itself, trigger pull weight may be as low as the competitor chooses, the grip may be designed in any way provided it does not give support beyond the wrist, and there are no restrictions on size and weight of the pistol.

The top 8 contestants having the highest scores progress on to the final, which consists of 20 shots with a shooter eliminated after the eighth shot and after each subsequent two shots.

50m Pistol is described as the purest form of precision shooting amongst the pistol events and the match has undergone minimal rule changes over the past 75 years.

## **25m Pistol Match**

25m Pistol combines both precision and rapid-fire, in two stages each of 30 shots, with 5 sighting shots preceding each stage of the match.

<b>Distance:</b>	25 metres
<b>Calibre:</b>	.22 long rifle rim fire
<b>Minimum trigger pull:</b>	1000 g.

### **Precision Stage**

<b>Number of</b>	30 shots, in six series of 5 shots, each series is a maximum
------------------	--

<b>shots/time:</b>	of 5 minutes
--------------------	--------------

**Precision Stage target:** 10 ring of 50 mm diameter, each ring increases by 50 mm

After all competitors have completed the Precision Stage, they then fire the Rapid-Fire stage.

### **Rapid Fire Stage**

<b>Number of shots/time:</b>	30 shots, in six series of 5 shots.
------------------------------	-------------------------------------

Each series consists of 5 exposures of the target, each exposure is for 3 seconds; the shooter fires one shot per exposure.

<b>Rapid Fire Stage target:</b>	10 ring of 100 mm diameter, each ring increases by 80 mm.
---------------------------------	---

The top 8 contestants having the highest scores progress on to the final, which consists of two stages. After the first stage of five, additional rapid fire stage series of 5 shots each, four of the top scoring finalists then compete for medal contention.

## **25m Centre Fire Pistol**

25m Centre Fire Pistol is one of the ISSF shooting events and at international level is a men only event.

Other than the calibre used, the Centre Fire event is exactly the same as the 25m Pistol Women, and Men's Sport Pistol events.

The 25m Centre Fire match is shot with a handgun of any calibre between 7.62 mm (.30") and 9.65 mm (.38"). The most popular choices by far are specially designed target sport pistols and revolvers in .32 calibre. Using a revolver is not a disadvantage because there are no speedy series of shots involved. The name *Centre-Fire* comes from the nature of the ignition system of these calibres, as opposed to the *Rim fire* of .22 cartridges.

There is no Final round for the Centre Fire Pistol event.

## **25M Rapid Fire Pistol**

In 25m Rapid Fire Pistol competitors use semi-automatic pistols in .22 calibre (5.6mm) at all

levels of competition up to and including the Olympics. A *series* (or *string*) consists of five (5) shots fired, one at each of five targets within a limited time. The match begins with a sighting series of five (5) shots at eight (8) seconds. Five targets stand next to each other at a 25m distance from the shooter. When the targets appear, the competitor must raise their arm from a 45-degree angle and fire their five shots. If a shot is too late, it will score as a miss.

<b>Distance:</b>	25 metres
------------------	-----------

<b>Calibre:</b>	.22 long rifle rimfire
<b>Minimum trigger pull:</b>	1000g.
<b>Number of shots/time:</b>	60 competition shots, fired as two stages of 30 shots.
<b>Targets:</b>	10 ring of 100 mm diameter, each ring increases by 80 mm

There are three different time limits: 8 seconds, 6 seconds, and 4 seconds for the series. A stage consists of two series in each time, and a full course of fire comprises two such stages.

The top 6 contestants having the highest scores progress on to the final, which consists of four additional rapid-fire stage series of 5 shots each, fired in the 4-seconds sequence. The final score is added to the qualification score.

## **25M Standard Pistol**

25m Standard Pistol is one of the ISSF shooting events introduced at the World Championship level in 1970.

<b>Distance:</b>	25 metres
<b>Calibre:</b>	.22 long rifle rimfire
<b>Minimum trigger pull:</b>	1000g.
<b>Number of shots/times:</b>	60 competition shots, fired as three stages of 20 shots each.
<b>Targets:</b>	10 ring of 50 mm diameter, each ring increases by 50 mm

The 60-shot match starts with a sighting series of five (5) shots over a 150 second period. The match is divided into 5-shot series with different timings:

- 4 series of 5 shots within 150 seconds for each series
- 4 series of 5 shots within 20 seconds for each series
- 4 series of 5 shots within 10 seconds for each series

There is no Final round for the Standard Pistol event.

## **10M Air Pistol (Men and Women)**

10m Air pistol ISSF events are shot by both men and women, at all levels of competition up to and including the Commonwealth Games, Olympic and Paralympic Games.

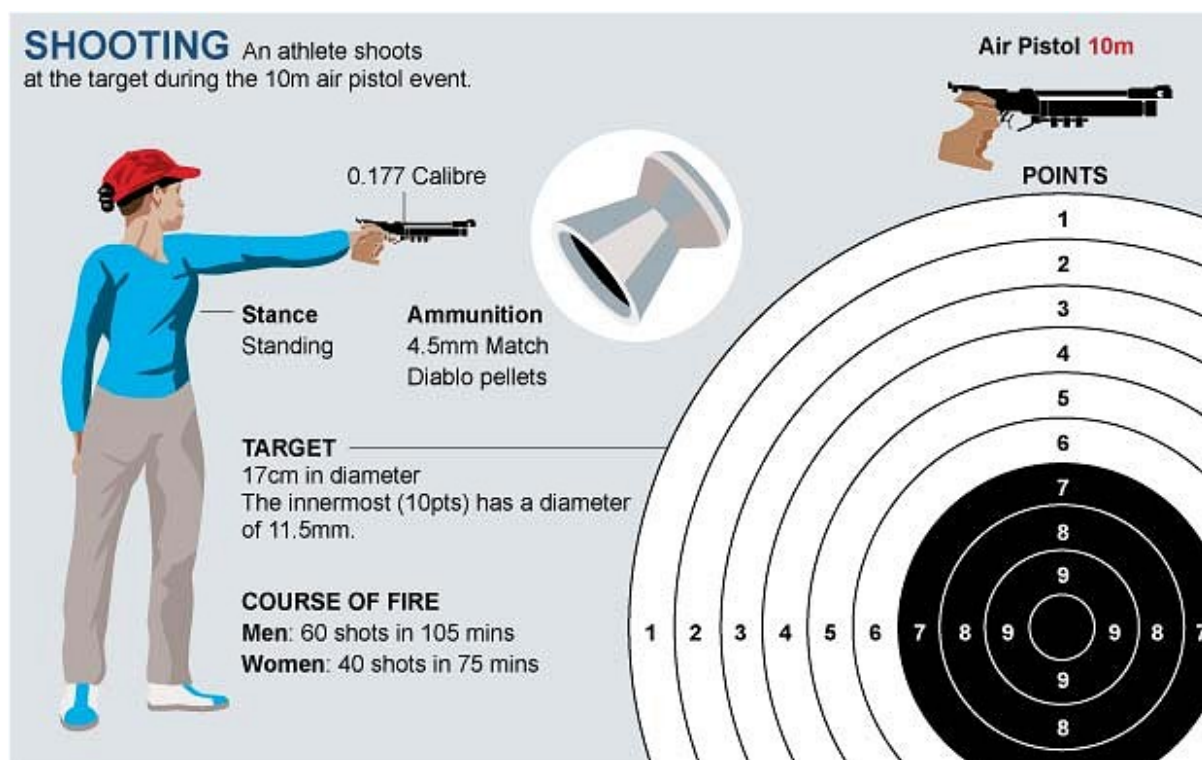
**Target:** 10 ring of 11.5 mm in diameter and each ring increases by 16mm.

<b>Distance:</b>	10 m
<b>Calibre:</b>	.177", 4.5 mm air pistol – compressed air or CO2 gas

<b>Minimum trigger pull:</b>	500 g
<b>Number of shots/time:</b>	60 shots in 90 min (75 min on electronic targets)
<b>Target:</b>	10 ring of 11.5 mm diameter, each ring increases by 16 mm

The 10m Air Pistol events and the 50m Pistol event are arguably the most mentally demanding events.

The top 8 women contestants, and the 8 top men contestants having the highest scores progress on to the Men's and the Women's finals, which consists of 20 shots with a shooter eliminated after the eighth shot and after each subsequent 2 shots.



## COMPETITION TARGETS

### 10 M INTERNATIONAL AIR PISTOL TARGET

10 ring	11.5 mm	(+/- 0.1mm)	5 ring	91.5 mm	(+/- 0.5mm)
9 ring	27.5 mm	(+/- 0.2mm)	4 ring	107.5 mm	(+/- 0.5mm)
8 ring	43.5 mm	(+/- 0.2mm)	3 ring	123.5 mm	(+/- 0.5mm)
7 ring	59.5 mm	(+/- 0.5mm)	2 ring	139.5 mm	(+/- 0.5mm)
6 ring	75.5 mm	(+/- 0.5mm)	1 ring	155.5 mm	(+/- 0.5mm)

INNER TEN: 5.0 MM (+/-0.5 MM)

BLACK FROM 7 TO 10 RINGS = 59.5 MM (+/- 0.5 MM)

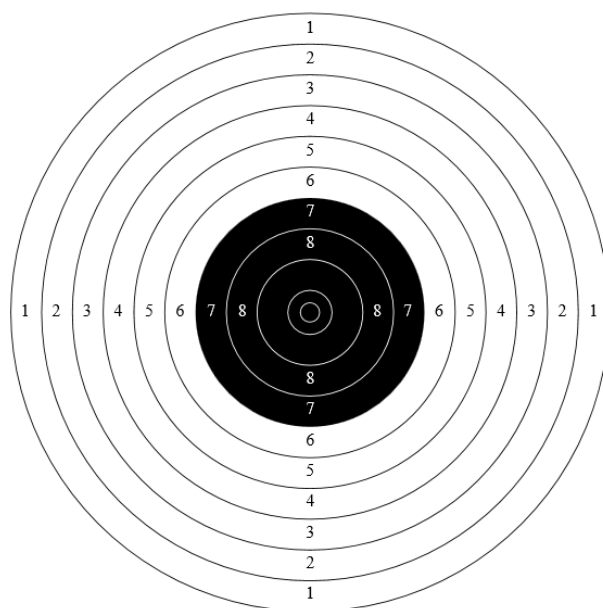
RING THICKNESS: 0.1 MM TO 0.2 MM

MINIMUM VISIBLE SIZE OF TARGET CARD: 170 MM X 170 MM

THE SCORING RING VALUES 1 TO 8 ARE PRINTED IN THE SCORING ZONES IN VERTICAL AND HORIZONTAL LINES AT RIGHT ANGLES TO EACH OTHER.

THE TEN AND NINE ZONES ARE NOT MARKED WITH A NUMBER. THE ZONE NUMBERS SHALL BE NOT MORE THAN 2 MM HIGH.

10 Meter Air Pistol Target



## COMPETITION TARGETS

### 50 M/25 M INTERNATIONAL PRECISION TARGET

(FOR THE 50 M AND 25 M STANDARD PISTOL EVENTS AND THE PRECISION STAGE OF THE 25 M CENTRE FIRE AND 25 M PISTOL EVENTS)



10 ring	50 mm	(+/- 0.2mm)	5 ring	300 mm	(+/- 1.0mm)
9 ring	100 mm	(+/- 0.4mm)	4 ring	350 mm	(+/- 1.0mm)
8 ring	150 mm	(+/- 0.6mm)	3 ring	400 mm	(+/- 1.0mm)
7 ring	200 mm	(+/- 1.0mm)	2 ring	450 mm	(+/- 1.0mm)
6 ring	250 mm	(+/- 1.0mm)	1 ring	500 mm	(+/- 1.0mm)

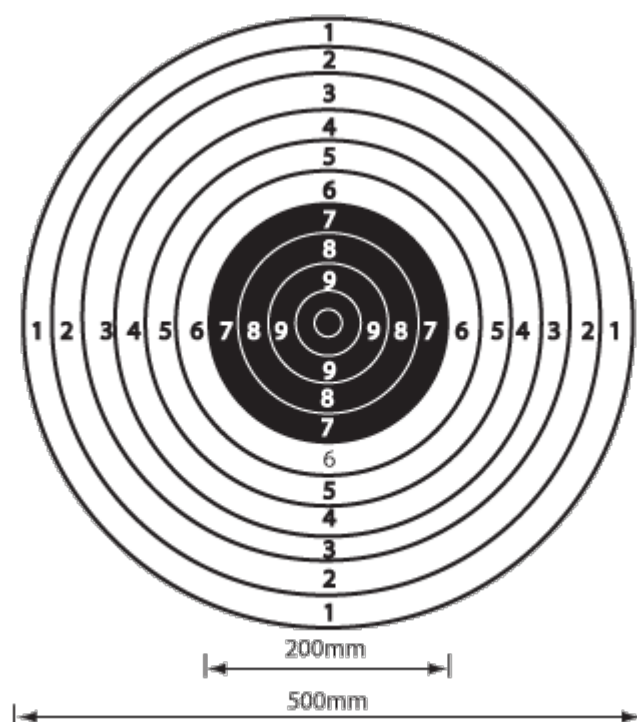
INNER TEN: 25 MM (+/-0.2 MM)

BLACK FROM 7 TO 10 RINGS = 200 MM (+/- 1.0 MM)

RING THICKNESS: 0.2 MM TO 0.5 MM

MINIMUM VISIBLE SIZE OF TARGET CARD: WIDTH 550 MM X HEIGHT 520 MM X 550 MM

SCORING RING VALUES 1-9 ARE PRINTED IN THE SCORING ZONES IN VERTICAL AND HORIZONTAL LINES AT RIGHT ANGLES TO EACH OTHER. THE 10 POINT ZONE IS NOT MARKED WITH A NUMBER. THE ZONE NUMBERS SHALL BE APPROXIMATELY 10 MM HIGH, 1 MM THICK AND SHALL BE READ EASILY WITH NORMAL SPOTTING TELESCOPES AT THE APPROPRIATE DISTANCE.



## COMPETITION TARGETS

### 25 M INTERNATIONAL RAPID FIRE TARGET

(FOR THE 25 M RAPID FIRE EVENT AND THE RAPID FIRE STAGES OF THE 25 M CENTRE FIRE AND 25 M PISTOL EVENTS)

10 ring	100 mm	(+/- 0.4mm)				
9 ring	180 mm	(+/- 0.6mm)				
8 ring	260 mm	(+/- 1.0mm)				
7 ring	340 mm	(+/- 1.0mm)				
6 ring	420 mm	(+/- 1.0mm)				
5 ring	500 mm	(+/- 1.0mm)				

INNER TEN: 25 MM (+/-0.2 MM)

BLACK FROM 7 TO 10 RINGS = 200 MM (+/- 1.0 MM)

RING THICKNESS: 0.2 MM TO 0.5 MM

MINIMUM VISIBLE SIZE OF TARGET CARD: WIDTH 550 MM X HEIGHT 520 MM X 550 mm

SCORING RING VALUES 5-9 ARE PRINTED IN THE SCORING ZONES IN VERTICAL LINES ONLY. THE 10 POINT ZONE IS NOT MARKED WITH A NUMBER. THE ZONE NUMBERS SHALL BE APPROXIMATELY 5 MM HIGH AND 0.5 MM THICK. WHITE HORIZONTAL AIMING LINES REPLACE THE RING VALUES AT THE LEFT AND THE RIGHT SIDE OF THE TARGET, EACH OF THE LINES ARE 125 MM LONG AND 5 MM WIDE.



## **BASIC RANGE RULES**

- 1) All pistols are to be in their box and not on the firing line until the range operator calls for "preparation time"
- 2) Pistols can be taken to the firing bench at this time in their boxes and pointing down the range at all times
- 3) Pistols can at this point be taken out of their box and put on the firing bench, pointing down the range

- 4) The magazine for semi auto pistols must be beside the pistol with the breach open, if a revolver the cylinder must be open
- 5) No ammunition may be inserted into the magazine or cylinder until the range operator calls "load"
- 6) No more than 5 cartridges are to be loaded at any time.
- 7) After firing your series, if a semi auto the magazine must be removed from the pistol and the breech open. if a revolver the cylinder must be left open. (as from march 2014, a flag must be placed in the barrel. for air pistol, the flag must protrude through the length of the barrel)
- 8) Should you have a malfunction with the pistol or ammunition of any kind, do not under any circumstances attempt to fix it yourself! keep hold of the pistol pointing down the range and advise the range operator by holding out your free hand until the range operator can attend to you; allow only them to fix it for you.
- 9) At the end of the match the range operator will 'clear your pistol for removal', take your box to the bench and put the pistol away, then remove from the bench.
- 10) Any doubts or enquiries please ask the range operator.

## **GENERAL INFORMATION AND STANDING ORDERS.**

### **Range Opening Times:**

#### **Wednesday:**

**Matches to start at 7.30 pm and finish by 9.30 pm**

#### **Saturday:**

**(Club Matches) Matches to start at 9.30 am and finish by 5.00 pm**

#### **Sunday:**

**The club is open for shooting on the first Sunday of the month as per the club rules.**

**Matches to start at 8.00 am and finish by 5.00 pm.**

**When an open tournament is in progress, no normal club activities are allowed.**

#### **Other Days:**

**Competitions & Practice is allowed between 9.00 am and 4.00 pm providing Each range where a match is occurring must have a Cat H licensed person not shooting to supervise all the participants on that particular range.**

**If another range is in operation it must also have a non-shooting Cat H licence holder supervising all persons on that range.**

**Shooting time must not exceed Four (4) hours.**

**The Air Pistol range may be used for provided two (2) people are present (Over 16 yrs.) and one is an Authorised member.**

**NO SHOOTING IS ALLOWED ON GAZZETTED HOLIDAYS, OR BEFORE 1.00 PM ON ANZAC DAY.**

#### **Practice Shooting:**

**Practice shooting must not interfere with matches being shot.**

**Warning Flags:**

Red warning flags must be flown during daylight hours and the red warning light turned on at night.

**Matches:**

Only matches that are listed on each range Standing Orders may be shot at this range, all other matches are prohibited.

**Smoking:**

Smoking is prohibited on all Ranges and in the Clubhouse. Note that no naked flames are permitted within 10 metres of any Black Powder Shooting.

**Animals:**

Animals are prohibited on all Ranges and in the Clubhouse (registered assistance animals and seeing eye dogs excepted). Animals must be suitably restrained at all times.

**Range Register:**

All attendees who are shooting must sign the Range Register on arrival as required by the Weapons Act.

**Licences:**

All attendees signing the Range Register must have their Weapons Licence checked by the Range Officer.

**New Shooters:**

ALL new shooters are to complete a Form 33 or a Form 33A as appropriate, as well as the Range Register until they are financial members of the club, they will be allowed three (3) attendances without joining the club.

**Dress Requirements:**

Enclosed shoes must be worn at all times on the range. All competitors and visitors must dress in a tidy manner, singlets, tank tops and camouflage clothing is not permitted. All clothing must comply with ISSF/PA Rules. Ear and Eye protection is to be used by all competitors.

When Black Powder matches are being shot, it is a **mandatory requirement** that ALL competitors, match officials and spectators wear eye and ear protection.

**First Aid:**

First Aid kits are located in the Club House and on Range 3

**Affiliation:**

ALL Club members, regardless of the discipline they shoot, are to be affiliated. with PSQ/PA, affiliation with other organisations will not be recognised.

**Firearms:**

Only the following types of firearms can be used on this range.

**Licence Category A:**

Air Rifle - Single Shot, .177 Calibre

Small Bore Rifle – Single Shot and repeater, .22 Calibres.

**Licence Category H:**

Class A: Air Pistol – Single or 5 Shot, .177 Calibres.

Class B:

Centre Fire Pistol, revolver or semi-automatic, not to exceed 9mm / 0.38 Calibre.

**Black Powder Pistol**

Revolver and Single Shot, not to exceed .46 Calibre.

**Class D:**

Rim Fire Pistol – Single Shot, Revolver or Semi-Automatic. .22 Calibres.

ALL OTHER TYPES OF FIREARMS AND WEAPONS ARE PROHIBITED.

**Loading of Firearms:**

No firearm is to be loaded unless on the shooting bench and only after the Range Officer has given the appropriate command.

**Targets:**

Only paper targets are to be used, all other items are prohibited.

**CLUB OPERATIONS/ NEW MEMBER INFORMATION**

Prospective members are welcome to come and try shooting (under supervision) most Saturdays at 09:30 am. Please make an appointment via the club's email address to ensure an authorized person is there. information about the club can be obtained from the Pistol Shooting Queensland website where the office telephone number is located. PSQ personnel will be able to assist you.

**PLEASE NOTE:**

A PERSON WANTING TO TRY SHOOTING MUST HAVE VALID PHOTOGRAPHIC IDENTIFICATION, USUALLY A DRIVING LICENCE. (IF A PERSON IS UNDER 18, THEY MUST BE ACCOMPANIED BY A PARENT OR LEGAL GUARDIAN)

CLOSED SHOES MUST BE WORN

HEARING AND EYE PROTECTION MUST BE WORN (CLUB WILL SUPPLY THIS IF REQUIRED)

**CLUB COSTS**

Come and try events are at a cost of: \$10.00 (this covers the hire of a pistol and the cost of ammunition)

The initial application for membership fees and annual membership fees are as per the relevant form(s) and these may change as fees are set at the annual general meeting.

The club is run by volunteers; all day-to-day operational decisions are made by a committee of management, elected by club members. The committee meets on the first Saturday of each month.

There are a number of authorized persons in the club who have access to the facility and who maybe rostered on to open the range and run a shooting event.